



*Epic Bands* ..... H-2  
*Tempa Bands* ..... H-10  
*Bicuspid Bands* ..... H-20

# SECTION - H ASSEMBLIES

# MAESTRO .022 ASSEMBLIES | EPIC BANDS

## MAESTRO - .022 - NON-CONVERTIBLE MOLAR BUCCAL TUBES PRE-WELDED ASSEMBLIES





RIGHT

EPIC  
BANDS



No Lingual  
Attachments



RIGHT								
MAXILLARY 1ST MOLAR	TOOTH #	TOR.	ANG.	OFF.	NO LINGUAL ATTACHMENT	CLEAT	SHEATH	LUG
 Non-convertible standard buccal tube (NC-STD)	U6	-14°	0°	+10°	902-30306E-3	902-303061E-3	902-303066E-3	902-303063E-3
	U6	-14°	0°	+14°	902-30106E-3	902-301061E-3	—	—
MAXILLARY 2ND MOLAR	TOOTH #	TOR.	ANG.	OFF.	NO LINGUAL ATTACHMENT	CLEAT	SHEATH	LUG
 Non-convertible standard buccal tube (NC-STD)	U7	-14°	0°	+10°	—	911-313071E-3	—	—
MANDIBULAR 1ST MOLAR	TOOTH #	TOR.	ANG.	OFF.	NO LINGUAL ATTACHMENT	CLEAT	SHEATH	LUG
 Non-convertible standard buccal tube (NC-STD)	L6	-20°	0°	0°	902-35306E-3	902-353061E-3	—	902-353063E-3
	L6	-25°	0°	+4°	902-35106E-3	902-351061E-3	—	—
MANDIBULAR 2ND MOLAR	TOOTH #	TOR.	ANG.	OFF.	NO LINGUAL ATTACHMENT	CLEAT	SHEATH	LUG
 Non-convertible standard buccal tube (NC-STD)	L7	-10°	0°	0°	—	911-363071E-3	—	—

A large assortment of pre-welded band assemblies are available, made with *Epic* or *Temptra* molar bands as well as bicuspid bands. In the following charts, pick the buccal tube or bicuspid bracket in each chart that has your band of choice, from the left side of the chart and see the options available across the top for lingual attachments. All assemblies are sold in packs of three. A limited number of assemblies that have an “\*” after the item number are also sold in packs of “20.” Replace the “-3” with a “-20” for the twenty pack item number.

# MAESTRO .022 ASSEMBLIES | EPIC BANDS

**LEFT** EPIC BANDS





MAESTRO - .022 - NON-CONVERTIBLE MOLAR BUCCAL TUBES  
PRE-WELDED ASSEMBLIES



No Lingual Attachments



**LEFT**

MAXILLARY 1ST MOLAR		TOOTH #	TOR.	ANG.	OFF.	NO LINGUAL ATTACHMENT	CLEAT	SHEATH	LUG
 Non-convertible standard buccal tube (NC-STD)	U6	-14°	0°	+10°	902-30406E-3	902-304061E-3	902-304066E-3	902-304063E-3	
	U6	-14°	0°	+14°	902-30206E-3	902-302061E-3	—	—	
MAXILLARY 2ND MOLAR		TOOTH #	TOR.	ANG.	OFF.	NO LINGUAL ATTACHMENT	CLEAT	SHEATH	LUG
 Non-convertible standard buccal tube (NC-STD)	U7	-14°	0°	+10°	—	911-314071E-3	—	—	
MANDIBULAR 1ST MOLAR		TOOTH #	TOR.	ANG.	OFF.	NO LINGUAL ATTACHMENT	CLEAT	SHEATH	LUG
 Non-convertible standard buccal tube (NC-STD)	L6	-20°	0°	0°	902-35406E-3	902-354061E-3	—	902-354063E-3	
	L6	-25°	0°	+4°	902-35206E-3	902-352061E-3	—	—	
MANDIBULAR 2ND MOLAR		TOOTH #	TOR.	ANG.	OFF.	NO LINGUAL ATTACHMENT	CLEAT	SHEATH	LUG
 Non-convertible standard buccal tube (NC-STD)	L7	-10°	0°	0°	—	911-364071E-3	—	—	

# ELITE .022 ASSEMBLIES | EPIC BANDS

## ELITE - .022 - CONVERTIBLE MOLAR BUCCAL TUBES PRE-WELDED ASSEMBLIES

RIGHT

EPIC  
BANDS



No Lingual  
Attachments



RIGHT										
MAXILLARY 1ST MOLAR		TOOTH #	TOR.	ANG.	OFF.	NO LINGUAL ATTACHMENT	CLEAT	SHEATH	LUG	BUTTON
	Convertible standard buccal tube (STD)	U6	-10°	0°	+10°	900-10706E-3	900-107061E-3	900-107066E-3	—	900-107062E-3
		U6	-14°	0°	+14°	900-13306E-3*	900-133061E-3	—	900-133063E-3	—
	Convertible gingival facebow tube (CBT)	U6	-10°	0°	+10°	900-10106E-3	900-101061E-3	900-101066E-3	—	900-101062E-3
		U6	-14°	0°	+14°	900-12706E-3	900-127061E-3	—	—	—
	Convertible occlusal facebow tube (OCBT)	U6	-10°	0°	+10°	900-10306E-3	900-103061E-3	—	—	—
	Convertible double tube without facebow tube (DBT)	U6	-10°	0°	+10°	900-11706E-3*	—	900-117066E-3	—	—
		U6	-14°	0°	+14°	900-11906E-3	—	—	—	—
	Convertible triple occlusal facebow tube (TBT)	U6	-10°	0°	+10°	900-10506E-3*	900-105061E-3	—	—	900-105062E-3
		U6	-14°	0°	+14°	900-10906E-3	900-109061E-3*	900-109066E-3*	—	—
MAXILLARY 2ND MOLAR**		TOOTH #	TOR.	ANG.	OFF.	NO LINGUAL ATTACHMENT	CLEAT	SHEATH	LUG	BUTTON
	Mini buccal tube	U7	-10°	0°	+10°	900-11107E-3	—	—	—	900-111072E-3
MANDIBULAR 1ST MOLAR		TOOTH #	TOR.	ANG.	OFF.	NO LINGUAL ATTACHMENT	CLEAT	SHEATH	LUG	BUTTON
	Convertible standard buccal tube (STD)	L6	-12°	0°	+4°	900-14506E-3	900-145061E-3	—	900-145063E-3	—
		L6	-25°	0°	+4°	900-12106E-3*	900-121061E-3	900-121066E-3	900-121063E-3	900-121062E-3
	Convertible double tube without facebow tube (DBT)	L6	-25°	0°	+4°	900-12306E-3*	900-123061E-3*	—	—	900-123062E-3
	Convertible lip bumper tube (LBT)	L6	-25°	0°	+4°	900-14306E-3	900-143061E-3	900-143066E-3	—	—
MANDIBULAR 2ND MOLAR**		TOOTH #	TOR.	ANG.	OFF.	NO LINGUAL ATTACHMENT	CLEAT	SHEATH	LUG	BUTTON
	Mini buccal tube	L7	-25°	0°	+4°	900-13107E-3	—	—	—	900-131072E-3

\* Available in packs of 20 Replace “-3” with “-20” in item number

\*\*All 2nd Molars are Non-Convertible

# ELITE .022 ASSEMBLIES | EPIC BANDS

## LEFT EPIC BANDS

## ELITE - .022 - CONVERTIBLE MOLAR BUCCAL TUBES PRE-WELDED ASSEMBLIES



No Lingual Attachments



LEFT									
MAXILLARY 1ST MOLAR	TOOTH #	TOR.	ANG.	OFF.	NO LINGUAL ATTACHMENT	CLEAT	SHEATH	LUG	BUTTON
Convertible standard buccal tube (STD)	U6	-10°	0°	+10°	900-10806E-3	900-108061E-3	900-108066E-3	—	900-108062E-3
	U6	-14°	0°	+14°	900-13406E-3*	900-134061E-3	—	900-134063E-3	—
Convertible gingival facebow tube (CBT)	U6	-10°	0°	+10°	900-10206E-3	900-102061E-3	900-102066E-3	—	900-102062E-3
	U6	-14°	0°	+14°	900-12806E-3	900-128061E-3	—	—	—
Convertible occlusal facebow tube (OCBT)	U6	-10°	0°	+10°	900-10406E-3	900-104061E-3	—	—	—
Convertible double tube without facebow tube (DBT)	U6	-10°	0°	+10°	900-11806E-3*	—	900-118066E-3	—	—
	U6	-14°	0°	+14°	900-12006E-3	—	—	—	—
Convertible triple occlusal facebow tube (TBT)	U6	-10°	0°	+10°	900-10606E-3*	900-106061E-3	—	—	900-106062E-3
	U6	-14°	0°	+14°	900-11006E-3	900-110061E-3*	900-110066E-3*	—	—
MAXILLARY 2ND MOLAR**	TOOTH #	TOR.	ANG.	OFF.	NO LINGUAL ATTACHMENT	CLEAT	SHEATH	LUG	BUTTON
Mini buccal tube	U7	-10°	0°	+10°	900-11207E-3	—	—	—	900-112072E-3
MANDIBULAR 1ST MOLAR	TOOTH #	TOR.	ANG.	OFF.	NO LINGUAL ATTACHMENT	CLEAT	SHEATH	LUG	BUTTON
Convertible standard buccal tube (STD)	L6	-12°	0°	+4°	900-14606E-3	900-146061E-3	—	900-146063E-3	—
	L6	-25°	0°	+4°	900-12206E-3*	900-122061E-3	900-122066E-3	900-122063E-3	900-122062E-3
Convertible double tube without facebow tube (DBT)	L6	-25°	0°	+4°	900-12406E-3*	900-124061E-3*	—	—	900-124062E-3
Convertible lip bumper tube (LBT)	L6	-25°	0°	+4°	900-14406E-3	900-144061E-3	900-144066E-3	—	—
MANDIBULAR 2ND MOLAR**	TOOTH #	TOR.	ANG.	OFF.	NO LINGUAL ATTACHMENT	CLEAT	SHEATH	LUG	BUTTON
Mini buccal tube	L7	-25°	0°	+4°	900-13207E-3	—	—	—	900-132072E-3

\* Available in packs of 20 Replace “-3” with “-20” in item number

\*\*All 2nd Molars are Non-Convertible

# ELITE .022 ASSEMBLIES | EPIC BANDS

## ELITE - .022 - NON-CONVERTIBLE MOLAR BUCCAL TUBES PRE-WELDED ASSEMBLIES

RIGHT

EPIC  
BANDS



No Lingual Attachments



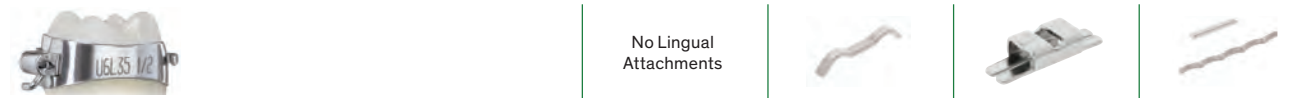
RIGHT									
MAXILLARY 1ST MOLAR		TOOTH #	TOR.	ANG.	OFF.	NO LINGUAL ATTACHMENT	CLEAT	SHEATH	LUG
	Non-convertible standard buccal tube (NC-STD)	U6	0°	0°	+5°	902-10106E-3	902-101061E-3	—	—
		U6	-10°	0°	+5°	902-10306E-3	902-103061E-3	902-103066E-3	—
	Non-convertible gingival facebow tube (NC-CBT)	U6	0°	0°	+5°	902-10706E-3	—	—	902-107063E-3
		U6	-10°	0°	+5°	902-10906E-3	902-109061E-3	902-109066E-3	—
		U6	-14°	0°	+5°	902-11106E-3	902-111061E-3	—	—
	Non-convertible double buccal tube (NC-DBT)**	U6	0°	0°	+5°	902-11306E-3	902-113061E-3	902-113066E-3*	—
MAXILLARY 2ND MOLAR		TOOTH #	TOR.	ANG.	OFF.	NO LINGUAL ATTACHMENT	CLEAT	SHEATH	LUG
	Mini buccal tube without distal extension	U7	-10°	0°	+10°	950-13307E-3	950-133071E-3	—	—
MANIDUBULAR 1ST MOLAR		TOOTH #	TOR.	ANG.	OFF.	NO LINGUAL ATTACHMENT	CLEAT	SHEATH	LUG
	Convertible standard buccal tube (STD)	L6	0°	0°	+5°	902-14106E-3	—	—	—
		L6	-12°	0°	+5°	902-14306E-3	902-143061E-3	902-143066E-3	—
		L6	-25°	0°	+5°	902-14506E-3	902-145061E-3	—	—
	Non-convertible lip bumper tube (NC-LBT)	L6	0°	0°	+5°	902-14706E-3	—	—	—
		L6	-12°	0°	+5°	902-14906E-3	902-149061E-3	902-149066E-3	—
	Non-convertible double buccal tube (NC-DBT)**	L6	0°	0°	+5°	—	902-153061E-3	902-153066E-3*	—
		L6	-12°	0°	+5°	—	—	902-155066E-3	—
MANIDUBULAR 2ND MOLAR		TOOTH #	TOR.	ANG.	OFF.	NO LINGUAL ATTACHMENT	CLEAT	SHEATH	LUG
	Mini buccal tube without distal extension	L7	-12°	0°	+4°	950-15507E-3	950-155071E-3	—	—
		L7	-25°	0°	+4°	950-15307E-3	—	—	—







\* Available in packs of 20 Replace “-3” with “-20” in item number

# ELITE .022 ASSEMBLIES | EPIC BANDS

**LEFT** EPIC BANDS

ELITE - .022 - NON-CONVERTIBLE MOLAR BUCCAL TUBES  
PRE-WELDED ASSEMBLIES



MAXILLARY 1ST MOLAR	TOOTH #	TOR.	ANG.	OFF.	NO LINGUAL ATTACHMENT	CLEAT	SHEATH	LUG
 Non-convertible standard buccal tube (NC-STD)	U6	0°	0°	+5°	902-10206E-3	902-102061E-3	—	—
	U6	-10°	0°	+5°	902-10406E-3	902-104061E-3	902-104066E-3	—
 Non-convertible gingival facebow tube (NC-CBT)	U6	0°	0°	+5°	902-10806E-3	—	—	902-108063E-3
	U6	-10°	0°	+5°	902-11006E-3	902-110061E-3	902-110066E-3	—
	U6	-14°	0°	+5°	902-11206E-3	902-112061E-3	—	—
 Non-convertible double buccal tube (NC-DBT)**	U6	0°	0°	+5°	902-11406E-3	902-114061E-3	902-114066E-3*	—
MAXILLARY 2ND MOLAR	TOOTH #	TOR.	ANG.	OFF.	NO LINGUAL ATTACHMENT	CLEAT	SHEATH	LUG
 Mini buccal tube without distal extension	U7	-10°	0°	+10°	950-13407E-3	950-134071E-3	—	—
MANDIBULAR 1ST MOLAR	TOOTH #	TOR.	ANG.	OFF.	NO LINGUAL ATTACHMENT	CLEAT	SHEATH	LUG
 Convertible standard buccal tube (STD)	L6	0°	0°	+5°	902-14206E-3	—	—	—
	L6	-12°	0°	+5°	902-14406E-3	902-144061E-3	902-144066E-3	—
	L6	-25°	0°	+5°	902-14606E-3	902-146061E-3	—	—
 Non-convertible lip bumper tube (NC-LBT)	L6	0°	0°	+5°	902-14806E-3	—	—	—
	L6	-12°	0°	+5°	902-15006E-3	902-150061E-3	902-150066E-3	—
 Non-convertible double buccal tube (NC-DBT)**	L6	0°	0°	+5°	—	902-154061E-3	902-154066E-3*	—
	L6	-12°	0°	+5°	—	—	902-156066E-3	—
MANDIBULAR 2ND MOLAR	TOOTH #	TOR.	ANG.	OFF.	NO LINGUAL ATTACHMENT	CLEAT	SHEATH	LUG
 Mini buccal tube without distal extension	L7	-12°	0°	+4°	950-15607E-3	950-156071E-3	—	—
	L7	-25°	0°	+4°	950-15407E-3	—	—	—

\* Available in packs of 20 Replace "-3" with "-20" in item number

# ELITE .018 ASSEMBLIES | EPIC BANDS

## ELITE - .018 - CONVERTIBLE MOLAR BUCCAL TUBES PRE-WELDED ASSEMBLIES

RIGHT

EPIC  
BANDS



No Lingual  
Attachments



RIGHT								
MAXILLARY 1ST MOLAR	TOOTH #	TOR.	ANG.	OFF.	NO LINGUAL ATTACHMENT	CLEAT	SHEATH	LUG
Convertible standard buccal tube (STD)	U6	-10°	0°	+10°	900-00706E-3	900-007061E-3	—	—
Convertible occlusal facebow tube (OCBT)	U6	-10°	0°	+10°	900-00306E-3	900-003061E-3	—	900-003063E-3
Convertible triple occlusal facebow tube (TBT)	U6	-14°	0°	+14°	900-00906E-3	900-009061E-3	—	—
MANIDUBULAR 1ST MOLAR	TOOTH #	TOR.	ANG.	OFF.	NO LINGUAL ATTACHMENT	CLEAT	SHEATH	LUG
Convertible standard buccal tube (STD)	L6	-12°	0°	+4°	900-04506E-3	—	—	—
	L6	-25°	0°	+4°	900-02106E-3	900-021061E-3	—	—
Convertible double tube without facebow tube (DBT)	L6	-25°	0°	+4°	—	900-023061E-3	900-023066E-3	900-023063E-3
Convertible lip bumper tube (LBT)	L6	-25°	0°	+4°	900-04306E-3	—	—	—
MANIDUBULAR 2ND MOLAR**	TOOTH #	TOR.	ANG.	OFF.	NO LINGUAL ATTACHMENT	CLEAT	SHEATH	LUG
Mini buccal tube	L7	0	0°	+4°	900-03107E-3	900-031071E-3	—	—

\*\*All 2nd Molars are Non-Convertible



# ELITE .018 ASSEMBLIES | EPIC BANDS

**LEFT** EPIC BANDS

ELITE - .018 - CONVERTIBLE MOLAR BUCCAL TUBES  
PRE-WELDED ASSEMBLIES



No Lingual Attachments



LEFT									
MAXILLARY 1ST MOLAR	TOOTH #	TOR.	ANG.	OFF.	NO LINGUAL ATTACHMENT	CLEAT	SHEATH	LUG	
Convertible standard buccal tube (STD)	U6	-10°	0°	+10°	900-00806E-3	900-008061E-3	—	—	
Convertible occlusal facebow tube (OCBT)	U6	-10°	0°	+10°	900-00406E-3	900-004061E-3	—	900-004063E-3	
Convertible triple occlusal facebow tube (TBT)	U6	-14°	0°	+14°	900-01006E-3	900-010061E-3	—	—	
MANIDUBULAR 1ST MOLAR	TOOTH #	TOR.	ANG.	OFF.	NO LINGUAL ATTACHMENT	CLEAT	SHEATH	LUG	
Convertible standard buccal tube (STD)	L6	-12°	0°	+4°	900-04606E-3	—	—	—	
	L6	-25°	0°	+4°	900-02206E-3	900-022061E-3	—	—	
Convertible double tube without facebow tube (DBT)	L6	-25°	0°	+4°	—	900-024061E-3	900-024066E-3	900-024063E-3	
Convertible lip bumper tube (LBT)	L6	-25°	0°	+4°	900-04406E-3	—	—	—	
MANIDUBULAR 2ND MOLAR**	TOOTH #	TOR.	ANG.	OFF.	NO LINGUAL ATTACHMENT	CLEAT	SHEATH	LUG	
Mini buccal tube	L7	0	0°	+4°	900-03207E-3	900-032071E-3	—	—	

\*\*All 2nd Molars are Non-Convertible

# MAESTRO .022 ASSEMBLIES | TEMPRA BANDS

MAESTRO - .022 - NON-CONVERTIBLE MOLAR BUCCAL TUBES  
PRE-WELDED ASSEMBLIES

RIGHT





TEMPRA  
BANDS



No Lingual  
Attachments



RIGHT

MAXILLARY 1ST MOLAR		TOOTH #	TOR.	ANG.	OFF.	NO LINGUAL ATTACHMENT	CLEAT	BUTTON
 Non-convertible standard buccal tube (NC-STD)		U6	-14°	0°	+10°	902-30308E-3	902-303081E-3	—
		U6	-14°	0°	+14°	902-30108E-3	—	—
MAXILLARY 2ND MOLAR		TOOTH #	TOR.	ANG.	OFF.	NO LINGUAL ATTACHMENT	CLEAT	LUG
 Non-convertible standard buccal tube (NC-STD)		U7	-10°	0°	10°	—	911-311091E-3	—
MANDIBULAR 1ST MOLAR		TOOTH #	TOR.	ANG.	OFF.	NO LINGUAL ATTACHMENT	CLEAT	LUG
 Non-convertible standard buccal tube (NC-STD)		L6	-20°	0°	0°	902-35308E-3	902-353081E-3	902-353082E-3
		L6	-25°	0°	+4°	902-35108E-3	—	—
MANDIBULAR 2ND MOLAR		TOOTH #	TOR.	ANG.	OFF.	NO LINGUAL ATTACHMENT	CLEAT	LUG
 Non-convertible standard buccal tube (NC-STD)		L7	-25°	0°	6°	—	911-361091E-3	—

# MAESTRO .022 ASSEMBLIES | TEMPRA BANDS

**LEFT** TEMPRA BANDS





MAESTRO - .022 - NON-CONVERTIBLE MOLAR BUCCAL TUBES  
PRE-WELDED ASSEMBLIES



No Lingual Attachments



**LEFT**

MAXILLARY 1ST MOLAR	TOOTH #	TOR.	ANG.	OFF.	NO LINGUAL ATTACHMENT	CLEAT	BUTTON
 Non-convertible standard buccal tube (NC-STD)	U6	-14°	0°	+10°	902-30408E-3	902-304081E-3	—
	U6	-14°	0°	+14°	902-30208E-3	—	—
MAXILLARY 2ND MOLAR	TOOTH #	TOR.	ANG.	OFF.	NO LINGUAL ATTACHMENT	CLEAT	LUG
 Non-convertible standard buccal tube (NC-STD)	U7	-10°	0°	10°	—	911-312091E-3	—
MANDIBULAR 1ST MOLAR	TOOTH #	TOR.	ANG.	OFF.	NO LINGUAL ATTACHMENT	CLEAT	LUG
 Non-convertible standard buccal tube (NC-STD)	L6	-20°	0°	0°	902-35408E-3	902-354081E-3	902-354082E-3
	L6	-25°	0°	+4°	902-35208E-3	—	—
MANDIBULAR 2ND MOLAR	TOOTH #	TOR.	ANG.	OFF.	NO LINGUAL ATTACHMENT	CLEAT	LUG
 Non-convertible standard buccal tube (NC-STD)	L7	-25°	0°	6°	—	911-362091E-3	—

# MAESTRO .018 ASSEMBLIES | TEMPRA BANDS

MAESTRO - .018 - NON-CONVERTIBLE MOLAR BUCCAL TUBES  
PRE-WELDED ASSEMBLIES





RIGHT

TEMPRA  
BANDS



No Lingual  
Attachments



RIGHT								
MAXILLARY 1ST MOLAR		TOOTH #	TOR.	ANG.	OFF.	NO LINGUAL ATTACHMENT	CLEAT	LUG
	Non-convertible standard buccal tube (NC-STD)	U6	-14°	0°	+10°	—	902-203081E-3	—
		U6	-14°	0°	+14°	902-20108E-3	—	902-201083E-3
MAXILLARY 2ND MOLAR		TOOTH #	TOR.	ANG.	OFF.	NO LINGUAL ATTACHMENT	CLEAT	LUG
	Non-convertible standard buccal tube (NC-STD)	U7	-10°	0°	10°	—	911-211091E-3	—
MANDIBULAR 1ST MOLAR		TOOTH #	TOR.	ANG.	OFF.	NO LINGUAL ATTACHMENT	CLEAT	LUG
	Non-convertible standard buccal tube (NC-STD)	L6	-20°	0°	0°	—	902-253081E-3	—
MANDIBULAR 2ND MOLAR		TOOTH #	TOR.	ANG.	OFF.	NO LINGUAL ATTACHMENT	CLEAT	LUG
	Non-convertible standard buccal tube (NC-STD)	L7	-25°	0°	6°	—	911-261091E-3	—

# MAESTRO .018 ASSEMBLIES | TEMPRA BANDS





## LEFT TEMPRA BANDS

### MAESTRO - .018 - NON-CONVERTIBLE MOLAR BUCCAL TUBES PRE-WELDED ASSEMBLIES



No Lingual Attachments



LEFT								
MAXILLARY 1ST MOLAR		TOOTH #	TOR.	ANG.	OFF.	NO LINGUAL ATTACHMENT	CLEAT	LUG
	Non-convertible standard buccal tube (NC-STD)	U6	-14°	0°	+10°	—	902-204081E-3	—
		U6	-14°	0°	+14°	902-20208E-3	—	902-202083E-3
MAXILLARY 2ND MOLAR		TOOTH #	TOR.	ANG.	OFF.	NO LINGUAL ATTACHMENT	CLEAT	LUG
	Non-convertible standard buccal tube (NC-STD)	U7	-10°	0°	10°	—	911-212091E-3	—
MANDIBULAR 1ST MOLAR		TOOTH #	TOR.	ANG.	OFF.	NO LINGUAL ATTACHMENT	CLEAT	LUG
	Non-convertible standard buccal tube (NC-STD)	L6	-20°	0°	0°	—	902-254081E-3	—
MANDIBULAR 2ND MOLAR		TOOTH #	TOR.	ANG.	OFF.	NO LINGUAL ATTACHMENT	CLEAT	LUG
	Non-convertible standard buccal tube (NC-STD)	L7	-25°	0°	6°	—	911-262091E-3	—

# ELITE .022 ASSEMBLIES | TEMPRA BANDS

## ELITE - .022 - CONVERTIBLE MOLAR BUCCAL TUBES PRE-WELDED ASSEMBLIES

RIGHT

TEMPRA  
BANDS



No Lingual  
Attachments



### RIGHT

MAXILLARY 1ST MOLAR	TOOTH #	TOR.	ANG.	OFF.	NO LINGUAL ATTACHMENT	CLEAT	SHEATH	LUG	BUTTON
Convertible standard buccal tube (STD)	U6	-10°	0°	+10°	900-10708E-3	900-107081E-3	900-107086E-3	—	900-107082E-3
	U6	-14°	0°	+14°	900-13308E-3	900-133081E-3	—	900-133083E-3	—
Convertible gingival facebow tube (CBT)	U6	-10°	0°	+10°	900-10108E-3*	900-101081E-3	900-101086E-3	—	900-101082E-3
	U6	-14°	0°	+14°	900-12708E-3	900-127081E-3	900-127086E-3	—	—
Convertible occlusal facebow tube (OCBT)	U6	-10°	0°	+10°	900-10308E-3	900-103081E-3	—	900-103083E-3	—
Convertible double tube without facebow tube (DBT)	U6	-10°	0°	+10°	900-11708E-3*	—	900-117086E-3*	—	—
	U6	-14°	0°	+14°	900-11908E-3	900-119081E-3	—	—	—
Convertible triple occlusal facebow tube (TBT)	U6	-10°	0°	+10°	900-10508E-3	900-105081E-3	—	—	900-105082E-3
	U6	-14°	0°	+14°	900-10908E-3*	900-109081E-3	900-109086E-3*	—	—
MAXILLARY 2ND MOLAR**	TOOTH #	TOR.	ANG.	OFF.	NO LINGUAL ATTACHMENT	CLEAT	SHEATH	LUG	BUTTON
Mini buccal tube	U7	-10°	0°	+10°	900-11109E-3	—	—	—	—
MANDIBULAR 1ST MOLAR	TOOTH #	TOR.	ANG.	OFF.	NO LINGUAL ATTACHMENT	CLEAT	SHEATH	LUG	BUTTON
Convertible standard buccal tube (STD)	L6	-12°	0°	+4°	900-14508E-3	900-145081E-3	900-145086E-3	—	—
	L6	-25°	0°	+4°	900-12108E-3*	900-121081E-3	900-121086E-3	900-121083E-3	900-121082E-3
Convertible double tube without facebow tube (DBT)	L6	-25°	0°	+4°	900-12308E-3*	900-123081E-3	900-123086E-3*	900-123083E-3	900-123082E-3*
Convertible lip bumper tube (LBT)	L6	-25°	0°	+4°	900-14308E-3	900-143081E-3	900-143086E-3	—	—
MANDIBULAR 2ND MOLAR**	TOOTH #	TOR.	ANG.	OFF.	NO LINGUAL ATTACHMENT	CLEAT	SHEATH	LUG	BUTTON
Mini buccal tube	L7	-25°	0°	+4°	900-13109E-3	—	—	—	—

\* Available in packs of 20 Replace “-3” with “-20” in item number

\*\*All 2nd Molars are Non-Convertible

# ELITE .022 ASSEMBLIES | TEMPRA BANDS

## LEFT TEMPRA BANDS

## ELITE - .022 - CONVERTIBLE MOLAR BUCCAL TUBES PRE-WELDED ASSEMBLIES



No Lingual Attachments



LEFT										
MAXILLARY 1ST MOLAR		TOOTH #	TOR.	ANG.	OFF.	NO LINGUAL ATTACHMENT	CLEAT	SHEATH	LUG	BUTTON
	Convertible standard buccal tube (STD)	U6	-10°	0°	+10°	900-10808E-3	900-108081E-3	900-108086E-3	—	900-108082E-3
		U6	-14°	0°	+14°	900-13408E-3	900-134081E-3	—	900-134083E-3	—
	Convertible gingival facebow tube (CBT)	U6	-10°	0°	+10°	900-10208E-3*	900-102081E-3	900-102086E-3	—	900-102082E-3
		U6	-14°	0°	+14°	900-12808E-3	900-128081E-3	900-128086E-3	—	—
	Convertible occlusal facebow tube (OCBT)	U6	-10°	0°	+10°	900-10408E-3	900-104081E-3	—	900-104083E-3	—
	Convertible double tube without facebow tube (DBT)	U6	-10°	0°	+10°	900-11808E-3*	—	900-118086E-3*	—	—
		U6	-14°	0°	+14°	900-12008E-3	900-120081E-3	—	—	—
	Convertible triple occlusal facebow tube (TBT)	U6	-10°	0°	+10°	900-10608E-3	900-106081E-3	—	—	900-106082E-3
		U6	-14°	0°	+14°	900-11008E-3*	900-110081E-3	900-110086E-3*	—	—
MAXILLARY 2ND MOLAR**		TOOTH #	TOR.	ANG.	OFF.	NO LINGUAL ATTACHMENT	CLEAT	SHEATH	LUG	BUTTON
	Mini buccal tube	U7	-10°	0°	+10°	900-11209E-3	—	—	—	—
MANDIBULAR 1ST MOLAR		TOOTH #	TOR.	ANG.	OFF.	NO LINGUAL ATTACHMENT	CLEAT	SHEATH	LUG	BUTTON
	Convertible standard buccal tube (STD)	L6	-12°	0°	+4°	900-14608E-3	900-146081E-3	900-146086E-3	—	—
		L6	-25°	0°	+4°	900-12208E-3*	900-122081E-3	900-122086E-3	900-122083E-3	900-122082E-3
	Convertible double tube without facebow tube (DBT)	L6	-25°	0°	+4°	900-12408E-3*	900-124081E-3	900-124086E-3*	900-124083E-3	900-124082E-3*
	Convertible lip bumper tube (LBT)	L6	-25°	0°	+4°	900-14408E-3	900-144081E-3	900-144086E-3	—	—
MANDIBULAR 2ND MOLAR**		TOOTH #	TOR.	ANG.	OFF.	NO LINGUAL ATTACHMENT	CLEAT	SHEATH	LUG	BUTTON
	Mini buccal tube	L7	-25°	0°	+4°	900-13209E-3	—	—	—	—

\* Available in packs of 20 Replace "-3" with "-20" in item number

\*\*All 2nd Molars are Non-Convertible

# ELITE .022 ASSEMBLIES | TEMPRA BANDS

## ELITE - .022 - NON-CONVERTIBLE MOLAR BUCCAL TUBES PRE-WELDED ASSEMBLIES

RIGHT

TEMPRA  
BANDS



No Lingual  
Attachments



RIGHT									
MAXILLARY 1ST MOLAR	TOOTH #	TOR.	ANG.	OFF.	NO LINGUAL ATTACHMENT	CLEAT	SHEATH	LUG	BUTTON
	U6	0°	0°	+5°	902-10108E-3	902-101081E-3	902-101086E-3*	—	—
	U6	-10°	0°	+5°	902-10308E-3	902-103081E-3	902-103086E-3	902-103083E-3	—
	U6	-14°	0°	+5°	902-10508E-3	902-105081E-3	—	—	—
	U6	0°	0°	+5°	902-10708E-3	902-107081E-3	—	—	—
	U6	-10°	0°	+5°	902-10908E-3	902-109081E-3	902-109086E-3	—	902-109082E-3
	U6	-14°	0°	+5°	902-11108E-3	—	—	—	—
	U6	-10°	0°	+5°	902-11508E-3	—	902-115086E-3	—	—
MAXILLARY 2ND MOLAR	TOOTH #	TOR.	ANG.	OFF.	NO LINGUAL ATTACHMENT	CLEAT	SHEATH	LUG	BUTTON
	U7	-14°	0°	+14°	900-11309E-3	—	—	—	—
	U7	-10°	0°	+10°	950-13309E-3	950-133091E-3	—	—	—
MANDIBULAR 1ST MOLAR	TOOTH #	TOR.	ANG.	OFF.	NO LINGUAL ATTACHMENT	CLEAT	SHEATH	LUG	BUTTON
	L6	0°	0°	+5°	902-14108E-3	902-141081E-3	902-141086E-3*	—	—
	L6	-12°	0°	+5°	902-14308E-3	902-143081E-3	—	902-143083E-3	902-143082E-3
	L6	-25°	0°	+5°	902-14508E-3	902-145081E-3	902-145086E-3	902-145083E-3	—
	L6	0°	0°	+5°	902-14708E-3	—	—	—	—
	L6	-12°	0°	+5°	902-14908E-3	—	—	—	—
	L6	-20°	0°	+5°	902-16308E-3	—	—	—	—
	L6	-25°	0°	+5°	902-15108E-3	902-151081E-3	—	902-151083E-3	—
	L6	0°	0°	+5°	—	902-153081E-3	—	—	—
	L6	-12°	0°	+5°	902-15508E-3	—	902-155086E-3	—	—
	L6	-12°	0°	+5°	902-15508E-3	—	902-155086E-3	—	—
MANDIBULAR 2ND MOLAR	TOOTH #	TOR.	ANG.	OFF.	NO LINGUAL ATTACHMENT	CLEAT	SHEATH	LUG	BUTTON
	L7	-12°	0°	+4°	—	900-151091E-3	—	—	—
	L7	-25°	0°	+4°	950-15309E-3	950-153091E-3	—	—	—

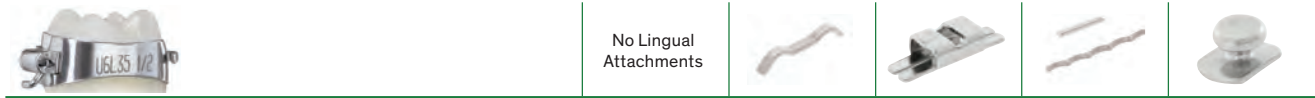
\* Available in packs of 20 Replace "-3" with "-20" in item number



# ELITE .022 ASSEMBLIES | TEMPRA BANDS

**LEFT** TEMPRA BANDS

ELITE - .022 - NON-CONVERTIBLE MOLAR BUCCAL TUBES  
PRE-WELDED ASSEMBLIES



LEFT										
MAXILLARY 1ST MOLAR		TOOTH #	TOR.	ANG.	OFF.	NO LINGUAL ATTACHMENT	CLEAT	SHEATH	LUG	BUTTON
	Non-convertible standard buccal tube (NC-STD)	U6	0°	0°	+5°	902-10208E-3	902-102081E-3	902-102086E-3*	—	—
		U6	-10°	0°	+5°	902-10408E-3	902-104081E-3	902-104086E-3	902-104083E-3	—
		U6	-14°	0°	+5°	902-10608E-3	902-106081E-3	—	—	—
	Non-convertible gingival facebow tube (NC-CBT)	U6	0°	0°	+5°	902-10808E-3	902-108081E-3	—	—	—
		U6	-10°	0°	+5°	902-11008E-3	902-110081E-3	902-110086E-3	—	902-110082E-3
		U6	-14°	0°	+5°	902-11208E-3	—	—	—	—
	Non-convertible double buccal tube (NC-DBT)**	U6	-10°	0°	+5°	902-11608E-3	—	902-116086E-3	—	—
MAXILLARY 2ND MOLAR		TOOTH #	TOR.	ANG.	OFF.	NO LINGUAL ATTACHMENT	CLEAT	SHEATH	LUG	BUTTON
	Mini buccal tube with distal extension	U7	-14°	0°	+14°	900-11409E-3	—	—	—	—
	Mini buccal tube without distal extension	U7	-10°	0°	+10°	950-13409E-3	950-134091E-3	—	—	—
MANDIBULAR 1ST MOLAR		TOOTH #	TOR.	ANG.	OFF.	NO LINGUAL ATTACHMENT	CLEAT	SHEATH	LUG	BUTTON
	Non-convertible standard buccal tube (NC-STD)	L6	0°	0°	+5°	902-14208E-3	902-142081E-3	902-142086E-3*	—	—
		L6	-12°	0°	+5°	902-14408E-3	902-144081E-3	—	902-144083E-3	902-144082E-3
		L6	-25°	0°	+5°	902-14608E-3	902-146081E-3	902-146086E-3	902-146083E-3	—
	Non-convertible lip bumper tube (NC-LBT)	L6	0°	0°	+5°	902-14808E-3	—	—	—	—
		L6	-12°	0°	+5°	902-15008E-3	—	—	—	—
		L6	-20°	0°	+5°	902-16408E-3	—	—	—	—
	Non-convertible double buccal tube (NC-DBT)**	L6	-25°	0°	+5°	902-15208E-3	902-152081E-3	—	902-152083E-3	—
		L6	0°	0°	+5°	—	902-154081E-3	—	—	—
	Non-convertible double buccal tube (NC-DBT)**	L6	-12°	0°	+5°	902-15608E-3	—	902-156086E-3	—	—
		L6	-12°	0°	+5°	902-15608E-3	—	902-156086E-3	—	—
MANDIBULAR 2ND MOLAR		TOOTH #	TOR.	ANG.	OFF.	NO LINGUAL ATTACHMENT	CLEAT	SHEATH	LUG	BUTTON
	Mini buccal tube with distal extension	L7	-12°	0°	+4°	—	900-152091E-3	—	—	—
	Mini buccal tube without distal extension	L7	-25°	0°	+4°	950-15409E-3	950-154091E-3	—	—	—

\* Available in packs of 20 Replace "-3" with "-20" in item number

# ELITE .018 ASSEMBLIES | TEMPRA BANDS

## ELITE - .018 - CONVERTIBLE MOLAR BUCCAL TUBES PRE-WELDED ASSEMBLIES

RIGHT

TEMPRA  
BANDS



No Lingual  
Attachments



RIGHT									
MAXILLARY 1ST MOLAR	TOOTH #	TOR.	ANG.	OFF.	NO LINGUAL ATTACHMENT	CLEAT	SHEATH	LUG	BUTTON
	U6	-10°	0°	+10°	900-00708E-3	900-007081E-3	900-007086E-3	—	—
	U6	-14°	0°	+14°	—	900-033082E-3	—	—	—
	U6	-10°	0°	+10°	—	900-001081E-3	—	—	—
	U6	-10°	0°	+10°	—	900-003081E-3	—	—	900-003082E-3
	U6	-10°	0°	+10°	—	900-017081E-3	—	—	—
	U6	-14°	0°	+14°	900-01908E-3	—	—	—	—
	U6	-10°	0°	+10°	—	900-005081E-3	—	—	—
MAXILLARY 2ND MOLAR**	TOOTH #	TOR.	ANG.	OFF.	NO LINGUAL ATTACHMENT	CLEAT	SHEATH	LUG	BUTTON
	U7	-10°	0°	+10°	—	—	—	—	900-011092E-3
MANDIBULAR 1ST MOLAR	TOOTH #	TOR.	ANG.	OFF.	NO LINGUAL ATTACHMENT	CLEAT	SHEATH	LUG	BUTTON
	L6	-25°	0°	+4°	900-02108E-3	900-021081E-3	—	900-021083E-3	—
	L6	-25°	0°	+4°	900-02308E-3	900-023081E-3	—	—	—
	L6	-25°	0°	+4°	—	—	900-043086E-3	—	—

## ELITE - .018 - NON-CONVERTIBLE MOLAR BUCCAL TUBES PRE-WELDED ASSEMBLIES

RIGHT

TEMPRA  
BANDS



RIGHT						
MAXILLARY 1ST MOLAR	TOOTH #	TOR.	ANG.	OFF.	LUG	
	U6	-10°	0°	+10°	902-003083E-3	

\*\*All 2nd Molars are Non-Convertible

# ELITE .018 ASSEMBLIES | TEMPRA BANDS

**LEFT** TEMPRA BANDS

ELITE - .018 - CONVERTIBLE MOLAR BUCCAL TUBES  
PRE-WELDED ASSEMBLIES



No Lingual Attachments



LEFT									
MAXILLARY 1ST MOLAR	TOOTH #	TOR.	ANG.	OFF.	NO LINGUAL ATTACHMENT	CLEAT	SHEATH	LUG	BUTTON
	U6	-10°	0°	+10°	900-00808E-3	900-008081E-3	900-008086E-3	-	-
	U6	-14°	0°	+14°	-	900-034082E-3	-	-	-
	U6	-10°	0°	+10°	-	900-002081E-3	-	-	-
	U6	-10°	0°	+10°	-	900-004081E-3	-	-	900-004082E-3
	U6	-10°	0°	+10°	-	900-018081E-3	-	-	-
	U6	-14°	0°	+14°	900-02008E-3	-	-	-	-
	U6	-10°	0°	+10°	-	900-006081E-3	-	-	-
MAXILLARY 2ND MOLAR**	TOOTH #	TOR.	ANG.	OFF.	NO LINGUAL ATTACHMENT	CLEAT	SHEATH	LUG	BUTTON
	U7	-10°	0°	+10°	-	-	-	-	900-012092E-3
MANDIBULAR 1ST MOLAR	TOOTH #	TOR.	ANG.	OFF.	NO LINGUAL ATTACHMENT	CLEAT	SHEATH	LUG	BUTTON
	L6	-25°	0°	+4°	900-02208E-3	900-022081E-3	-	900-022083E-3	-
	L6	-25°	0°	+4°	900-02408E-3	900-024081E-3	-	-	-
	L6	-25°	0°	+4°	-	-	900-044086E-3	-	-

**LEFT** TEMPRA BANDS

ELITE - .018 - NON-CONVERTIBLE MOLAR BUCCAL TUBES  
PRE-WELDED ASSEMBLIES



LEFT						
MAXILLARY 1ST MOLAR	TOOTH #	TOR.	ANG.	OFF.	LUG	BUTTON
	U6	-10°	0°	+10°	902-004083E-3	-

\*\*All 2nd Molars are Non-Convertible

# ELITE .022 BICUSPID ASSEMBLIES







## ELITE - .022 - BICUSPID PRE-WELDED ASSEMBLIES

RIGHT

BICUSPID

No Lingual Attachments



RIGHT								
MAXILLARY	TOOTH #	TOR.	ANG.	OFF.	NO LINGUAL ATTACHMENT	CLEAT	LUG	
 Bicuspids non-hook	U4&5'S	-7°	0°	0°	805-35905-3	805-359055-3	805-359053-3	
 Bicuspids w/mesial hook	U4&5'S	-7°	0°	0°	805-36105-3	805-361055-3	—	
MANIDUBULAR	TOOTH #	TOR.	ANG.	OFF.	NO LINGUAL ATTACHMENT	CLEAT	LUG	
 1st/2nd Bicuspids	L4&5	-17°	0°	0°	805-38905-3	805-389055-3	—	
 1st/2nd Bicuspids w/distal hook	L4&5	-17°	0°	0°	805-39105-3	—	—	
 2nd Bicuspids	L5	-22°	0°	0°	805-39305-3	805-393055-3	—	
 2nd Bicuspids w/distal hook	L5	-22°	0°	0°	805-39505-3	—	—	





## ELITE - .018 - BICUSPID PRE-WELDED ASSEMBLIES

RIGHT

BICUSPID

No Lingual Attachments











RIGHT							
MAXILLARY	TOOTH #	TOR.	ANG.	OFF.	NO LINGUAL ATTACHMENT	CLEAT	
 L4&5		-7°	0°	0°	805-25905-3	805-259055-3	
 L4&5		-7°	0°	0°	—	805-261055-3	
MANIDUBULAR	TOOTH #	TOR.	ANG.	OFF.	NO LINGUAL ATTACHMENT	CLEAT	
 1st/2nd Bicuspids	L4&5	-17°	0°	0°	805-28905-3	—	
 Bicuspids	L4&5	-22°	0°	0°	—	805-293055-3	

# ELITE .022 BICUSPID ASSEMBLIES






## LEFT BICUSPID

## ELITE - .022 - BICUSPID PRE-WELDED ASSEMBLIES

						No Lingual Attachments		
LEFT								
MAXILLARY		TOOTH #	TOR.	ANG.	OFF.	NO LINGUAL ATTACHMENT	CLEAT	LUG
	Bicuspids non-hook	U4&5'S	-7°	0°	0°	805-36005-3	805-360055-3	805-360053-3
	Bicuspids w/mesial hook	U4&5'S	-7°	0°	0°	805-36205-3	805-362055-3	—
MANDIBULAR		TOOTH #	TOR.	ANG.	OFF.	NO LINGUAL ATTACHMENT	CLEAT	LUG
	1st/2nd Bicuspids	L4&5	-17°	0°	0°	805-39005-3	805-390055-3	—
	1st/2nd Bicuspids w/distal hook	L4&5	-17°	0°	0°	805-39205-3	—	—
	2nd Bicuspids	L5	-22°	0°	0°	805-39405-3	805-394055-3	—
	2nd Bicuspids w/distal hook	L5	-22°	0°	0°	805-39605-3	—	—

## LEFT BICUSPID

## ELITE - .018 - BICUSPID PRE-WELDED ASSEMBLIES

						No Lingual Attachments	
RIGHT							
MAXILLARY		TOOTH #	TOR.	ANG.	OFF.	NO LINGUAL ATTACHMENT	CLEAT
	L4&5	-7°	0°	0°	0°	805-26005-3	805-260055-3
	L4&5	-7°	0°	0°	0°	—	805-262055-3
MANDIBULAR		TOOTH #	TOR.	ANG.	OFF.	NO LINGUAL ATTACHMENT	CLEAT
	1st/2nd Bicuspids	L4&5	-17°	0°	0°	805-29005-3	—
	Bicuspids	L4&5	-22°	0°	0°	—	805-294055-3